

Site Usage

93,031 Visits

Previous: 82,121 (13.29%)

49.94% Bounce Rate

Previous: 43.83% (13.95%)

433,544 Pageviews

Previous: 476,818 (-9.08%)

00:02:47 Avg. Time on Site

Previous: 00:03:19 (-16.30%)

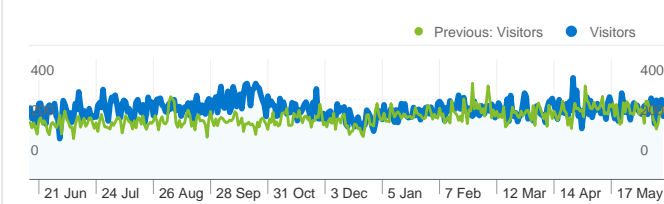
4.66 Pages/Visit

Previous: 5.81 (-19.74%)

71.43% % New Visits

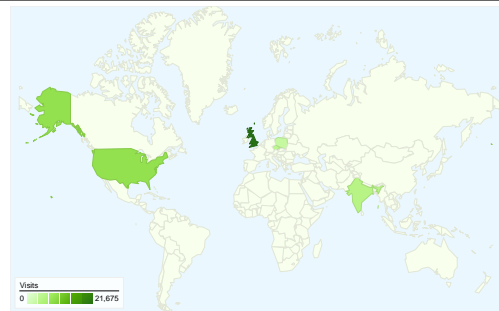
Previous: 68.70% (3.97%)

Visitors Overview

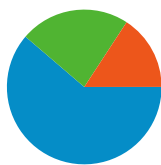


Visitors
68,246

Map Overlay

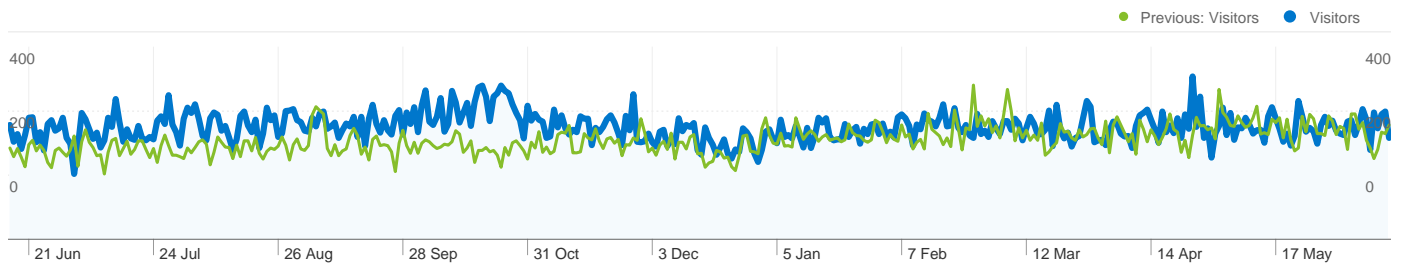


Traffic Sources Overview



- **Search Engines**
56,989.00 (61.26%)
- **Referring Sites**
21,359.00 (22.96%)
- **Direct Traffic**
14,677.00 (15.78%)
- **Other**
6 (0.01%)

| Content Overview | | |
|---------------------------|-----------|-------------|
| Pages | Pageviews | % Pageviews |
| /for_sale.htm | | |
| 16 Jun 2010 - 16 Jun 2011 | 38,103 | 8.79% |
| 16 Jun 2009 - 16 Jun 2010 | 32,676 | 6.85% |
| % Change | 16.61% | 28.25% |
| /photo_gallery2.htm | | |
| 16 Jun 2010 - 16 Jun 2011 | 34,788 | 8.02% |
| 16 Jun 2009 - 16 Jun 2010 | 41,092 | 8.62% |
| % Change | -15.34% | -6.89% |
| /image_archive2.htm | | |
| 16 Jun 2010 - 16 Jun 2011 | 31,475 | 7.26% |
| 16 Jun 2009 - 16 Jun 2010 | 38,467 | 8.07% |
| % Change | -18.18% | -10.01% |
| /image_archive4.htm | | |
| 16 Jun 2010 - 16 Jun 2011 | 29,850 | 6.89% |
| 16 Jun 2009 - 16 Jun 2010 | 44,384 | 9.31% |
| % Change | -32.75% | -26.03% |
| /index.htm | | |
| 16 Jun 2010 - 16 Jun 2011 | 29,031 | 6.70% |
| 16 Jun 2009 - 16 Jun 2010 | 28,323 | 5.94% |
| % Change | 2.50% | 12.73% |



68,246 people visited this site

 **93,031 Visits**

Previous: 82,121 (13.29%)

 **68,246 Absolute Unique Visitors**

Previous: 57,858 (17.95%)

 **433,544 Pageviews**

Previous: 476,818 (-9.08%)

 **4.66 Average Pageviews**

Previous: 5.81 (-19.74%)

 **00:02:47 Time on Site**

Previous: 00:03:19 (-16.30%)

 **49.94% Bounce Rate**

Previous: 43.83% (13.95%)

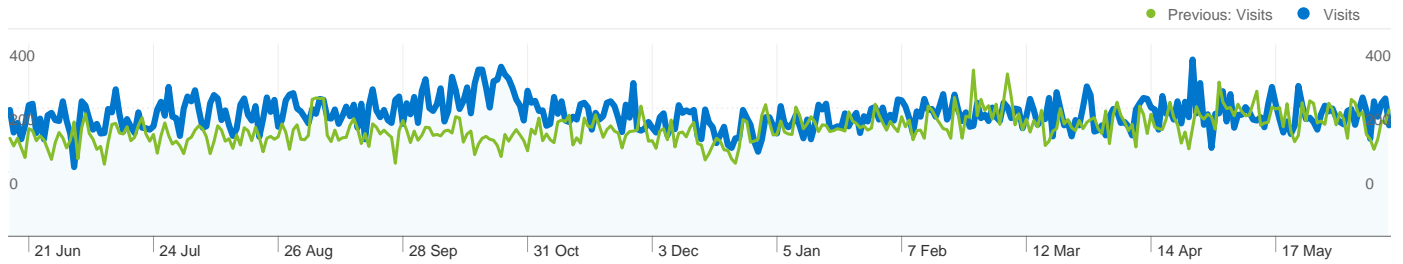
 **71.43% New Visits**

Previous: 68.70% (3.97%)

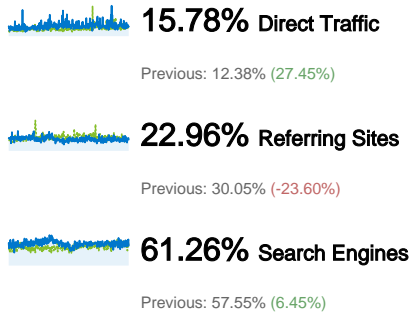
Technical Profile

| Browser | Visits | % visits |
|---------------------------|--------|----------|
| Internet Explorer | | |
| 16 Jun 2010 - 16 Jun 2011 | 40,384 | 43.41% |
| 16 Jun 2009 - 16 Jun 2010 | 40,636 | 49.48% |
| % Change | -0.62% | -12.27% |
| Firefox | | |
| 16 Jun 2010 - 16 Jun 2011 | 30,543 | 32.83% |
| 16 Jun 2009 - 16 Jun 2010 | 28,964 | 35.27% |
| % Change | 5.45% | -6.92% |
| Chrome | | |
| 16 Jun 2010 - 16 Jun 2011 | 10,816 | 11.63% |
| 16 Jun 2009 - 16 Jun 2010 | 4,121 | 5.02% |

| | | |
|---------------------------|---------|---------|
| % Change | 162.46% | 131.68% |
| Safari | | |
| 16 Jun 2010 - 16 Jun 2011 | 5,325 | 5.72% |
| 16 Jun 2009 - 16 Jun 2010 | 2,328 | 2.83% |
| % Change | 128.74% | 101.91% |
| Opera | | |
| 16 Jun 2010 - 16 Jun 2011 | 4,795 | 5.15% |
| 16 Jun 2009 - 16 Jun 2010 | 4,906 | 5.97% |
| % Change | -2.26% | -13.72% |



All traffic sources sent a total of 93,031 visits



- Search Engines**
56,989.00 (61.26%)
- Referring Sites**
21,359.00 (22.96%)
- Direct Traffic**
14,677.00 (15.78%)
- Other**
6 (0.01%)

Top Traffic Sources

| Sources | Visits | % visits | Keywords | Visits | % visits |
|---------------------------|--------|----------|---------------------------|------------|------------|
| google (organic) | | | jawa | | |
| 16 Jun 2010 - 16 Jun 2011 | 49,410 | 53.11% | 16 Jun 2010 - 16 Jun 2011 | 1,544 | 2.71% |
| 16 Jun 2009 - 16 Jun 2010 | 40,977 | 49.90% | 16 Jun 2009 - 16 Jun 2010 | 1,279 | 2.71% |
| % Change | 20.58% | 6.44% | % Change | 20.72% | 0.11% |
| (direct) ((none)) | | | jawa owners club | | |
| 16 Jun 2010 - 16 Jun 2011 | 14,677 | 15.78% | 16 Jun 2010 - 16 Jun 2011 | 809 | 1.42% |
| 16 Jun 2009 - 16 Jun 2010 | 10,165 | 12.38% | 16 Jun 2009 - 16 Jun 2010 | 819 | 1.73% |
| % Change | 44.39% | 27.45% | % Change | -1.22% | -18.09% |
| search (organic) | | | cz 1953 | | |
| 16 Jun 2010 - 16 Jun 2011 | 1,856 | 2.00% | 16 Jun 2010 - 16 Jun 2011 | 806 | 1.41% |
| 16 Jun 2009 - 16 Jun 2010 | 1,330 | 1.62% | 16 Jun 2009 - 16 Jun 2010 | 1 | > 0.00% |
| % Change | 39.55% | 23.18% | % Change | 80,500.00% | 66,737.37% |
| bing (organic) | | | jawa cz | | |
| 16 Jun 2010 - 16 Jun 2011 | 1,583 | 1.70% | 16 Jun 2010 - 16 Jun 2011 | 780 | 1.37% |
| 16 Jun 2009 - 16 Jun 2010 | 1,314 | 1.60% | 16 Jun 2009 - 16 Jun 2010 | 831 | 1.76% |
| % Change | 20.47% | 6.34% | % Change | -6.14% | -22.16% |
| yahoo (organic) | | | jawa motorcycles | | |
| 16 Jun 2010 - 16 Jun 2011 | 1,453 | 1.56% | 16 Jun 2010 - 16 Jun 2011 | 747 | 1.31% |
| 16 Jun 2009 - 16 Jun 2010 | 1,585 | 1.93% | 16 Jun 2009 - 16 Jun 2010 | 833 | 1.76% |

% Change

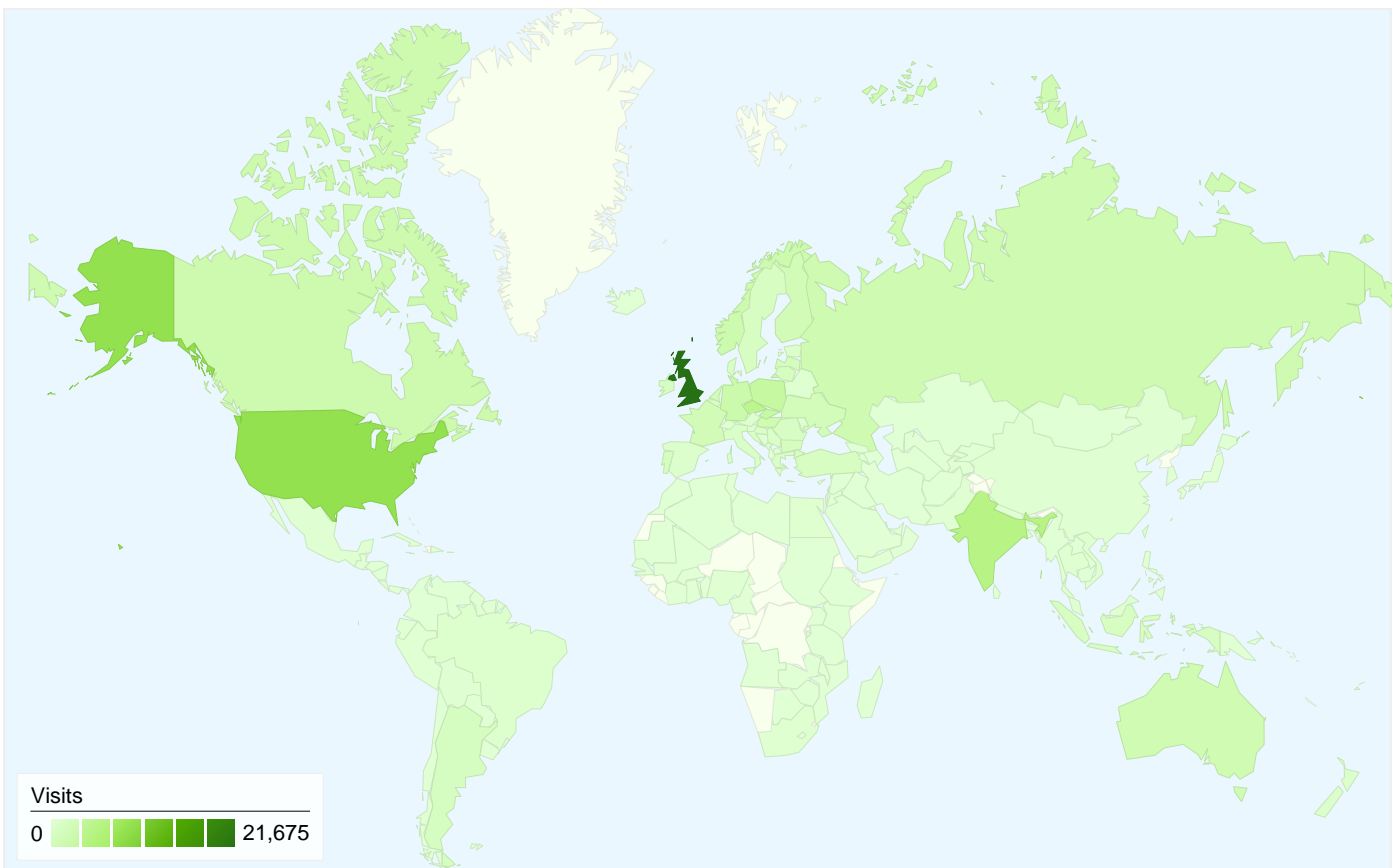
-8.33%

-19.08%

% Change

-10.32%

-25.64%



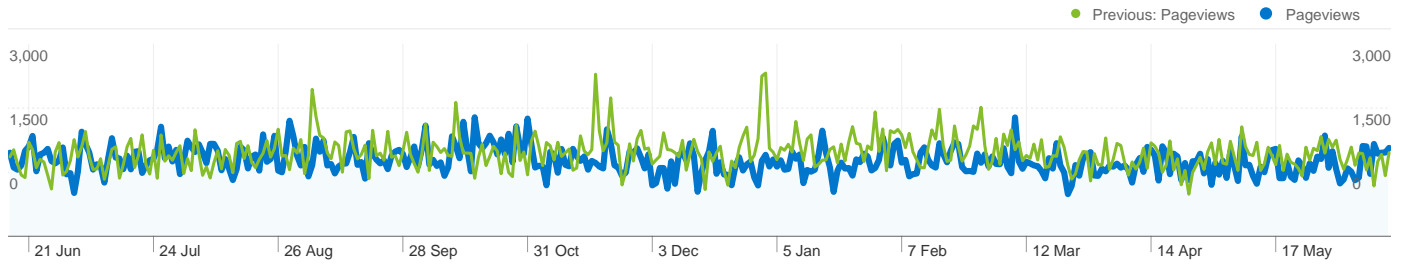
93,031 visits came from 171 countries/territories

Site Usage

| Visits | Pages/Visit | Avg. Time on Site | % New Visits | Bounce Rate | |
|---|--|--|--|---|---------------|
| 93,031 Previous: 82,121 (13.29%) | 4.66 Previous: 5.81 (-19.74%) | 00:02:47 Previous: 00:03:19 (-16.30%) | 71.56% Previous: 68.82% (3.99%) | 49.94% Previous: 43.83% (13.95%) | |
| Country/Territory | Visits | Pages/Visit | Avg. Time on Site | % New Visits | Bounce Rate |
| United Kingdom | | | | | |
| 16 Jun 2010 - 16 Jun 2011 | 21,675 | 5.26 | 00:03:25 | 63.23% | 39.46% |
| 16 Jun 2009 - 16 Jun 2010 | 20,565 | 6.04 | 00:03:57 | 56.92% | 33.07% |
| % Change | 5.40% | -12.97% | -13.35% | 11.10% | 19.32% |
| United States | | | | | |
| 16 Jun 2010 - 16 Jun 2011 | 8,708 | 4.26 | 00:03:07 | 77.77% | 51.64% |
| 16 Jun 2009 - 16 Jun 2010 | 7,285 | 4.51 | 00:02:55 | 74.92% | 53.92% |
| % Change | 19.53% | -5.60% | 6.87% | 3.80% | -4.22% |
| India | | | | | |
| 16 Jun 2010 - 16 Jun 2011 | 5,110 | 4.52 | 00:03:22 | 79.37% | 48.79% |
| 16 Jun 2009 - 16 Jun 2010 | 3,382 | 5.83 | 00:03:59 | 74.69% | 47.60% |
| % Change | 51.09% | -22.54% | -15.72% | 6.27% | 2.48% |
| Czech Republic | | | | | |

| | | | | | |
|-----------------------------|----------------|----------------|----------------|----------------|---------------|
| 16 June 2010 - 16 June 2011 | 4,371 | 5.97 | 00:02:21 | 73.03% | 47.15% |
| 16 June 2009 - 16 June 2010 | 4,186 | 8.00 | 00:03:05 | 73.58% | 40.61% |
| % Change | 4.42% | -25.38% | -23.44% | -0.75% | 16.10% |
| Poland | | | | | |
| 16 June 2010 - 16 June 2011 | 3,342 | 4.49 | 00:02:00 | 81.51% | 53.68% |
| 16 June 2009 - 16 June 2010 | 4,104 | 4.80 | 00:02:06 | 76.95% | 50.85% |
| % Change | -18.57% | -6.35% | -4.97% | 5.92% | 5.56% |
| Slovakia | | | | | |
| 16 June 2010 - 16 June 2011 | 3,066 | 4.95 | 00:01:51 | 78.41% | 50.26% |
| 16 June 2009 - 16 June 2010 | 3,120 | 6.00 | 00:02:23 | 72.50% | 44.90% |
| % Change | -1.73% | -17.52% | -22.14% | 8.15% | 11.93% |
| Germany | | | | | |
| 16 June 2010 - 16 June 2011 | 2,601 | 4.19 | 00:01:57 | 78.20% | 49.25% |
| 16 June 2009 - 16 June 2010 | 2,845 | 5.23 | 00:02:25 | 75.82% | 45.17% |
| % Change | -8.58% | -19.80% | -18.84% | 3.14% | 9.04% |
| Norway | | | | | |
| 16 June 2010 - 16 June 2011 | 2,466 | 2.77 | 00:01:25 | 27.05% | 77.29% |
| 16 June 2009 - 16 June 2010 | 882 | 6.41 | 00:04:15 | 67.23% | 41.04% |
| % Change | 179.59% | -56.80% | -66.55% | -59.77% | 88.32% |
| Canada | | | | | |
| 16 June 2010 - 16 June 2011 | 2,305 | 4.63 | 00:03:07 | 64.99% | 53.06% |
| 16 June 2009 - 16 June 2010 | 1,650 | 5.56 | 00:03:36 | 75.21% | 49.45% |
| % Change | 39.70% | -16.74% | -13.73% | -13.59% | 7.29% |
| Russia | | | | | |
| 16 June 2010 - 16 June 2011 | 2,272 | 3.11 | 00:01:28 | 58.76% | 73.20% |
| 16 June 2009 - 16 June 2010 | 1,765 | 5.18 | 00:02:56 | 69.69% | 61.42% |
| % Change | 28.73% | -39.96% | -50.00% | -15.68% | 19.18% |

1 - 10 of 171




Pages on this site were viewed a total of 433,544 times

 **433,544 Pageviews**

Previous: 476,818 (-9.08%)

 **219,049 Unique Views**

Previous: 225,503 (-2.86%)

 **49.94% Bounce Rate**

Previous: 43.83% (13.94%)

Top Content

| Pages | Pageviews | % Pageviews |
|----------------------------|-----------|-------------|
| /for_sale.htm | | |
| 16 Jun 2010 - 16 Jun 2011 | 38,103 | 8.79% |
| 16 Jun 2009 - 16 Jun 2010 | 32,676 | 6.85% |
| % Change | 16.61% | 28.25% |
| /photo_gallery2.htm | | |
| 16 Jun 2010 - 16 Jun 2011 | 34,788 | 8.02% |
| 16 Jun 2009 - 16 Jun 2010 | 41,092 | 8.62% |
| % Change | -15.34% | -6.89% |
| /image_archive2.htm | | |
| 16 Jun 2010 - 16 Jun 2011 | 31,475 | 7.26% |
| 16 Jun 2009 - 16 Jun 2010 | 38,467 | 8.07% |
| % Change | -18.18% | -10.01% |
| /image_archive4.htm | | |
| 16 Jun 2010 - 16 Jun 2011 | 29,850 | 6.89% |
| 16 Jun 2009 - 16 Jun 2010 | 44,384 | 9.31% |
| % Change | -32.75% | -26.03% |
| /index.htm | | |
| 16 Jun 2010 - 16 Jun 2011 | 29,031 | 6.70% |
| 16 Jun 2009 - 16 Jun 2010 | 28,323 | 5.94% |

% Change

2.50%

12.73%
