



**Site Usage**

 **62,921 Visits**


Previous: 41,901 (50.17%)

 **38.86% Bounce Rate**

Previous: 34.39% (13.00%)

 **407,003 Page Views**


Previous: 265,150 (53.50%)

 **00:03:49 Avg. Time on Site**

Previous: 00:03:48 (0.41%)

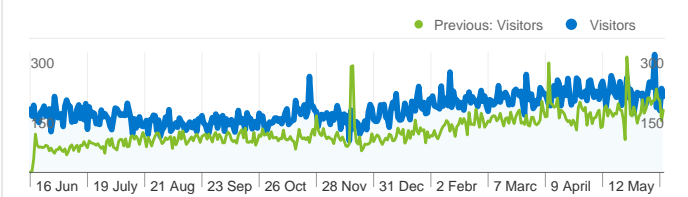
 **6.47 Pages/Visit**

Previous: 6.33 (2.22%)

 **66.85% % New Visits**

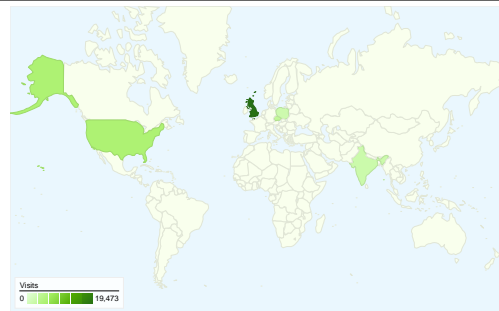
Previous: 65.97% (1.33%)

**Visitors Overview**

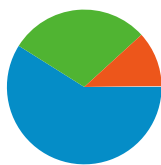


**Visitors**  
**43,029**

**Map Overlay world**

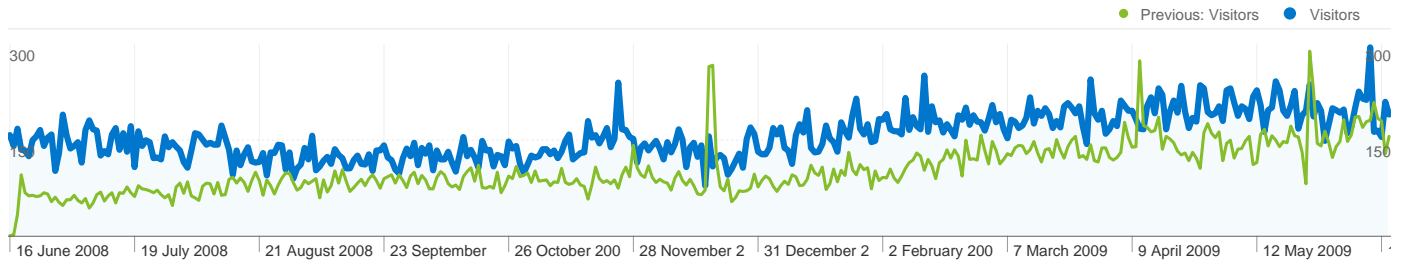


**Traffic Sources Overview**



- **Search Engines**  
37,077.00 (58.93%)
- **Referring Sites**  
18,437.00 (29.30%)
- **Direct Traffic**  
7,305.00 (11.61%)
- **Other**  
102 (0.16%)

Content Overview		
Pages	Page Views	% Page Views
/image_archive2.htm		
16 Jun 2008 - 16 Jun 2009	38,509	9.46%
16 Jun 2007 - 15 Jun 2008	15,894	5.99%
% Change	142.29%	57.84%
/for_sale.htm		
16 Jun 2008 - 16 Jun 2009	36,305	8.92%
16 Jun 2007 - 15 Jun 2008	14,073	5.31%
% Change	157.98%	68.06%
/photo_gallery2.htm		
16 Jun 2008 - 16 Jun 2009	33,869	8.32%
16 Jun 2007 - 15 Jun 2008	23,619	8.91%
% Change	43.40%	-6.58%
/index.htm		
16 Jun 2008 - 16 Jun 2009	30,205	7.42%
16 Jun 2007 - 15 Jun 2008	28,161	10.62%
% Change	7.26%	-30.12%
/image_archive4.htm		
16 Jun 2008 - 16 Jun 2009	27,413	6.74%
16 Jun 2007 - 15 Jun 2008	8,787	3.31%
% Change	211.97%	103.24%





**43,029 people visited this site**


 **62,921 Visits**  
 Previous: 41,901 (50.17%)


 **43,029 Absolute Unique Visitors**  
 Previous: 27,659 (55.57%)

 **407,003 Page Views**  
 Previous: 265,150 (53.50%)

 **6.47 Average Page Views**  
 Previous: 6.33 (2.22%)

 **00:03:49 Time on Site**  
 Previous: 00:03:48 (0.41%)

 **38.86% Bounce Rate**  
 Previous: 34.39% (13.00%)

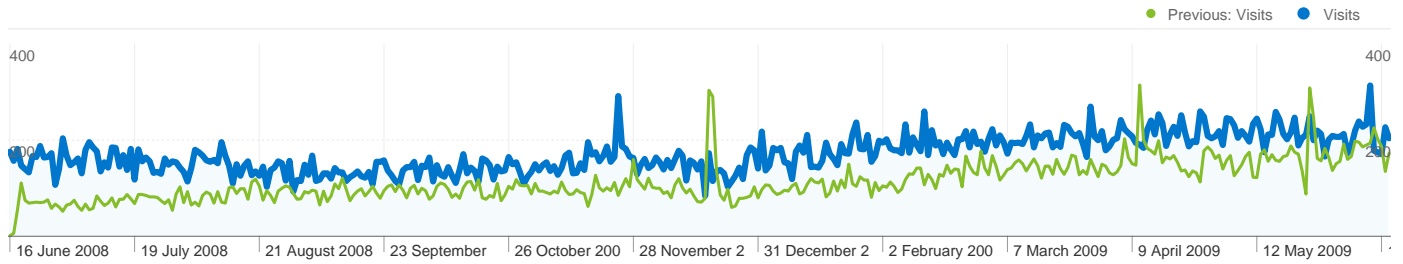
 **66.85% New Visits**  
 Previous: 65.97% (1.33%)

**Technical Profile**

Browser	Visits	% visits	Connection Speed	Visits	% visits
<b>Internet Explorer</b>			<b>DSL</b>		
16 Jun 2008 - 16 Jun 2009	37,551	59.68%	16 Jun 2008 - 16 Jun 2009	24,368	38.73%
16 Jun 2007 - 15 Jun 2008	29,758	71.02%	16 Jun 2007 - 15 Jun 2008	16,163	38.57%
% Change	26.19%	-15.97%	% Change	50.76%	0.40%
<b>Firefox</b>			<b>Unknown</b>		
16 Jun 2008 - 16 Jun 2009	19,344	30.74%	16 Jun 2008 - 16 Jun 2009	23,467	37.30%
16 Jun 2007 - 15 Jun 2008	9,365	22.35%	16 Jun 2007 - 15 Jun 2008	14,552	34.73%
% Change	106.56%	37.55%	% Change	61.26%	7.39%
<b>Opera</b>			<b>Cable</b>		
16 Jun 2008 - 16 Jun 2009	3,472	5.52%	16 Jun 2008 - 16 Jun 2009	9,102	14.47%
16 Jun 2007 - 15 Jun 2008	1,502	3.58%	16 Jun 2007 - 15 Jun 2008	6,186	14.76%

% Change	131.16%	53.94%
Safari		
16 Jun 2008 - 16 Jun 2009	1,363	2.17%
16 Jun 2007 - 15 Jun 2008	892	2.13%
% Change	52.80%	1.76%
Chrome		
16 Jun 2008 - 16 Jun 2009	691	1.10%
16 Jun 2007 - 15 Jun 2008	0	0.00%
% Change	100.00%	100.00%

% Change	47.14%	-2.02%
T1		
16 Jun 2008 - 16 Jun 2009	2,550	4.05%
16 Jun 2007 - 15 Jun 2008	1,892	4.52%
% Change	34.78%	-10.25%
Dialup		
16 Jun 2008 - 16 Jun 2009	2,237	3.56%
16 Jun 2007 - 15 Jun 2008	2,143	5.11%
% Change	4.39%	-30.49%



**All traffic sources sent a total of 62,921 visits**

**11.61% Direct Traffic**

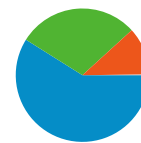
Previous: 14.90% (-22.09%)

**29.30% Referring Sites**

Previous: 28.40% (3.19%)

**58.93% Search Engines**

Previous: 56.47% (4.36%)



- **Search Engines**  
37,077.00 (58.93%)
- **Referring Sites**  
18,437.00 (29.30%)
- **Direct Traffic**  
7,305.00 (11.61%)
- **Other**  
102 (0.16%)

**Top Traffic Sources**

Sources	Visits	% visits	Keywords	Visits	% visits
google (organic)			jawa		
16 Jun 2008 - 16 Jun 2009	31,820	50.57%	16 Jun 2008 - 16 Jun 2009	1,835	4.95%
16 Jun 2007 - 15 Jun 2008	19,955	47.62%	16 Jun 2007 - 15 Jun 2008	1,693	7.16%
% Change	59.46%	6.19%	% Change	8.39%	-30.83%
(direct) ((none))			jawa cz		
16 Jun 2008 - 16 Jun 2009	7,305	11.61%	16 Jun 2008 - 16 Jun 2009	838	2.26%
16 Jun 2007 - 15 Jun 2008	6,244	14.90%	16 Jun 2007 - 15 Jun 2008	533	2.25%
% Change	16.99%	-22.09%	% Change	57.22%	0.33%
yahoo (organic)			jawa owners club		
16 Jun 2008 - 16 Jun 2009	1,531	2.43%	16 Jun 2008 - 16 Jun 2009	774	2.09%
16 Jun 2007 - 15 Jun 2008	1,302	3.11%	16 Jun 2007 - 15 Jun 2008	467	1.97%
% Change	17.59%	-21.69%	% Change	65.74%	5.76%
en.wikipedia.org (referral)			jawa cz owners club		
16 Jun 2008 - 16 Jun 2009	1,428	2.27%	16 Jun 2008 - 16 Jun 2009	666	1.80%
16 Jun 2007 - 15 Jun 2008	1,395	3.33%	16 Jun 2007 - 15 Jun 2008	679	2.87%
% Change	2.37%	-31.83%	% Change	-1.91%	-37.41%
images.google.com (referral)			jawa motorcycles		
16 Jun 2008 - 16 Jun 2009	1,339	2.13%	16 Jun 2008 - 16 Jun 2009	462	1.25%
16 Jun 2007 - 15 Jun 2008	283	0.68%	16 Jun 2007 - 15 Jun 2008	142	0.60%

% Change

373.14%

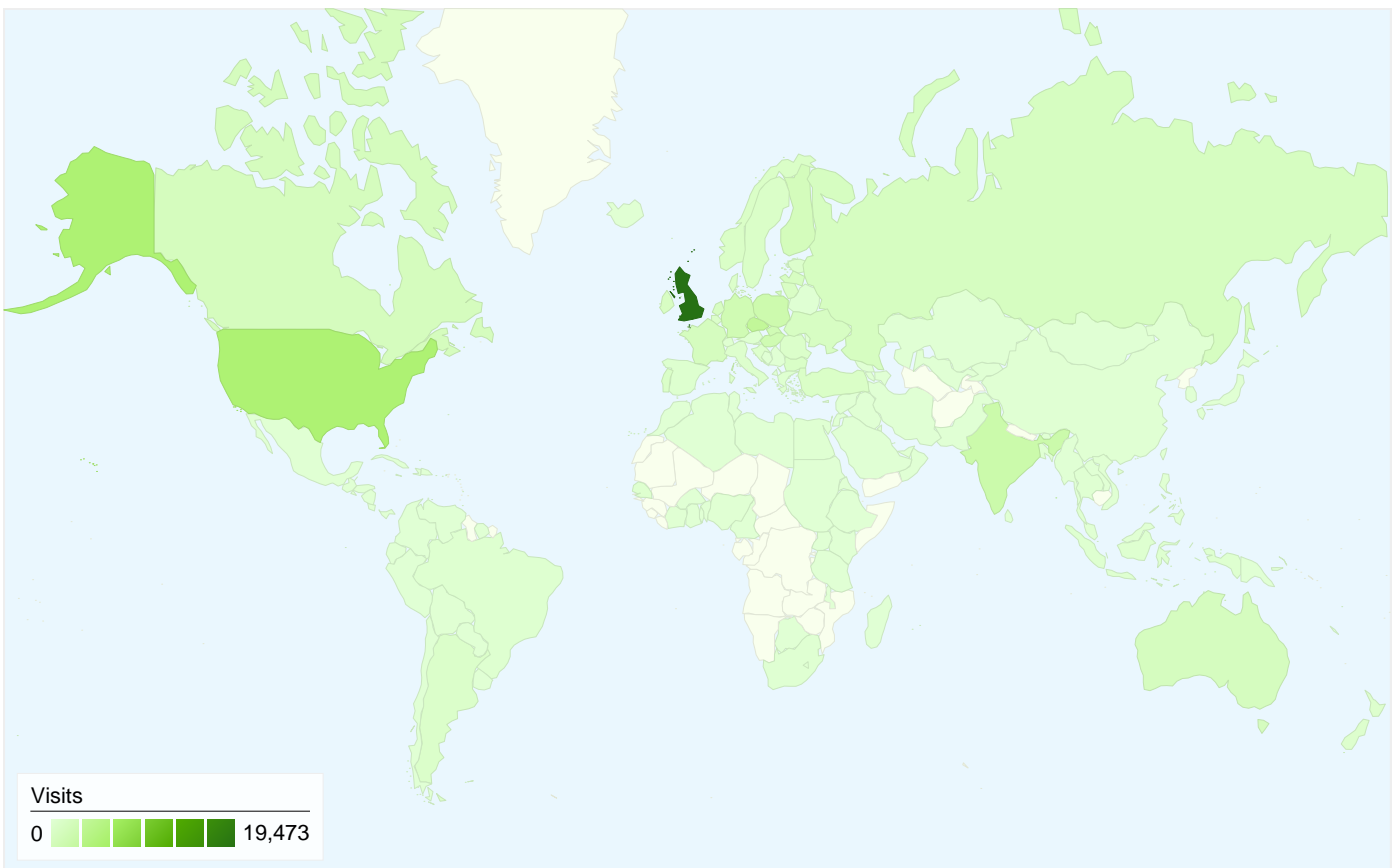
215.08%

% Change

225.35%

107.62%

---



**62,921 visits came from 156 countries/territories**

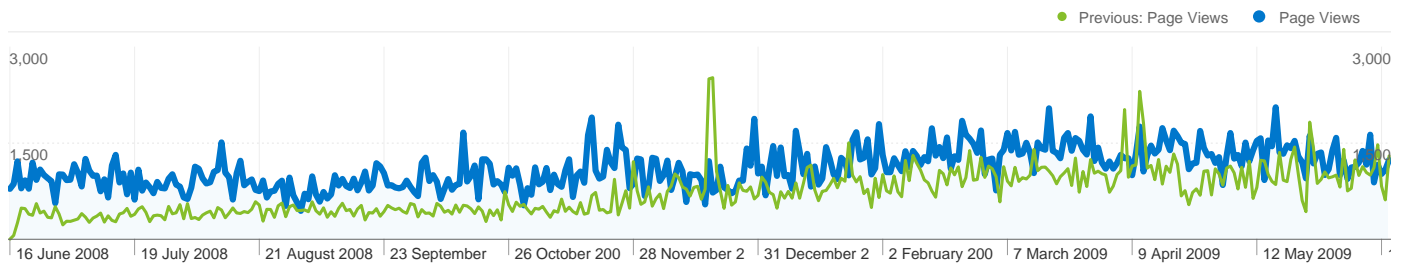
Site Usage

Visits	Pages/Visit	Avg. Time on Site	% New Visits	Bounce Rate	
<b>62,921</b> Previous: 41,901 (50.17%)	<b>6.47</b> Previous: 6.33 (2.22%)	<b>00:03:49</b> Previous: 00:03:48 (0.41%)	<b>67.01%</b> Previous: 66.07% (1.42%)	<b>38.86%</b> Previous: 34.39% (13.00%)	
Country/Territory	Visits	Pages/Visit	Avg. Time on Site	% New Visits	Bounce Rate
<b>United Kingdom</b>					
16 Jun 2008 - 16 Jun 2009	<b>19,473</b>	6.40	00:04:16	52.29%	29.19%
16 Jun 2007 - 15 Jun 2008	<b>16,217</b>	6.12	00:04:00	51.40%	24.11%
% Change	<b>20.08%</b>	4.59%	6.58%	1.72%	<b>21.09%</b>
<b>United States</b>					
16 Jun 2008 - 16 Jun 2009	<b>5,585</b>	5.31	00:03:14	78.23%	45.55%
16 Jun 2007 - 15 Jun 2008	<b>3,919</b>	5.23	00:03:09	82.11%	43.61%
% Change	<b>42.51%</b>	1.53%	2.85%	<b>-4.73%</b>	<b>4.45%</b>
<b>Czech Republic</b>					
16 Jun 2008 - 16 Jun 2009	<b>3,399</b>	8.32	00:03:41	76.93%	43.16%
16 Jun 2007 - 15 Jun 2008	<b>2,604</b>	7.32	00:03:06	72.58%	43.86%
% Change	<b>30.53%</b>	13.65%	18.75%	6.00%	<b>-1.59%</b>
<b>India</b>					


16 June 2008 - 16 June 2009	<b>2,394</b>	6.61	00:04:47	74.56%	44.82%
16 June 2007 - 15 June 2008	<b>841</b>	8.72	00:07:23	76.69%	32.58%
% Change	<b>184.66%</b>	<b>-24.12%</b>	<b>-35.21%</b>	<b>-2.78%</b>	<b>37.57%</b>
Poland					
16 June 2008 - 16 June 2009	<b>2,199</b>	5.77	00:02:41	82.67%	43.93%
16 June 2007 - 15 June 2008	<b>1,031</b>	5.09	00:02:35	85.74%	49.76%
% Change	<b>113.29%</b>	<b>13.32%</b>	<b>4.36%</b>	<b>-3.58%</b>	<b>-11.71%</b>
Hungary					
16 June 2008 - 16 June 2009	<b>1,948</b>	5.76	00:02:29	82.65%	41.22%
16 June 2007 - 15 June 2008	<b>1,092</b>	5.85	00:02:34	86.36%	39.84%
% Change	<b>78.39%</b>	<b>-1.55%</b>	<b>-3.36%</b>	<b>-4.29%</b>	<b>3.48%</b>
Germany					
16 June 2008 - 16 June 2009	<b>1,853</b>	6.74	00:03:24	77.55%	38.80%
16 June 2007 - 15 June 2008	<b>1,157</b>	6.54	00:03:52	76.15%	37.25%
% Change	<b>60.16%</b>	<b>3.02%</b>	<b>-12.27%</b>	<b>1.84%</b>	<b>4.16%</b>
Slovakia					
16 June 2008 - 16 June 2009	<b>1,790</b>	7.19	00:02:58	77.60%	41.51%
16 June 2007 - 15 June 2008	<b>911</b>	6.67	00:02:36	85.51%	52.69%
% Change	<b>96.49%</b>	<b>7.78%</b>	<b>13.54%</b>	<b>-9.25%</b>	<b>-21.22%</b>
Finland					
16 June 2008 - 16 June 2009	<b>1,394</b>	6.19	00:03:12	71.45%	38.02%
16 June 2007 - 15 June 2008	<b>899</b>	6.18	00:03:22	73.19%	36.26%
% Change	<b>55.06%</b>	<b>0.15%</b>	<b>-4.82%</b>	<b>-2.38%</b>	<b>4.85%</b>
Canada					
16 June 2008 - 16 June 2009	<b>1,275</b>	6.85	00:04:19	73.73%	40.55%
16 June 2007 - 15 June 2008	<b>794</b>	5.97	00:03:44	77.20%	39.55%
% Change	<b>60.58%</b>	<b>14.77%</b>	<b>15.56%</b>	<b>-4.51%</b>	<b>2.53%</b>

1 - 10 of 156





**Pages on this site were viewed a total of 407,003 times**

 **407,003 Page Views**

Previous: 265,150 (53.50%)

 **196,590 Unique Views**

Previous: 130,432 (50.72%)

 **38.86% Bounce Rate**

Previous: 34.39% (13.00%)

## Top Content

Pages	Page Views	% Page Views
<b>/image_archive2.htm</b>		
16 Jun 2008 - 16 Jun 2009	38,509	9.46%
16 Jun 2007 - 15 Jun 2008	15,894	5.99%
% Change	142.29%	57.84%
<b>/for_sale.htm</b>		
16 Jun 2008 - 16 Jun 2009	36,305	8.92%
16 Jun 2007 - 15 Jun 2008	14,073	5.31%
% Change	157.98%	68.06%
<b>/photo_gallery2.htm</b>		
16 Jun 2008 - 16 Jun 2009	33,869	8.32%
16 Jun 2007 - 15 Jun 2008	23,619	8.91%
% Change	43.40%	-6.58%
<b>/index.htm</b>		
16 Jun 2008 - 16 Jun 2009	30,205	7.42%
16 Jun 2007 - 15 Jun 2008	28,161	10.62%
% Change	7.26%	-30.12%
<b>/image_archive4.htm</b>		
16 Jun 2008 - 16 Jun 2009	27,413	6.74%
16 Jun 2007 - 15 Jun 2008	8,787	3.31%

% Change

211.97%

103.24%

---